

St Peter's



Church of England  
Primary School

December 24

# Winter Newsletter

from St Peter's  
Primary School



## Dear Parents and Carers

In recent weeks, we have seen Christmas arrive with gusto at St Peter's with the annual PSA Christmas fair ringing in December with sparkle and snow! It was a truly magical event this year with many children enjoying a visit to Santa's Grotto, in his very own outdoor workshop and seeing the Shetland Ponies (and galloping Rudolph!) on the way! The coming together of the community felt very special and, together, we raised a fabulous £2,575. A really big thank you to Katie, Nic and all parent and staff volunteers who worked so hard to bring this event to life. It is thanks to fundraisers like these that we can afford additional extras at school such as the blue tooth speakers that have provided our music for Christmas lunches, all the party hats and decorations and all the refreshments for Christmas parties. We also have ideas for grand designs to improve outdoor provision in the year ahead so watch this space!



If you have joined us for any of the Christmas performances at school over the last couple of weeks, we know that you will have been impressed by how hard the children have worked to learn lots of new songs and how they have been brave and confident enough to sing and perform in front of very large audiences. From the very youngest children, taking part in the Nativity, to our 180 strong KS1 choir, to the enthusiastic KS2 carollers, everyone has enjoyed singing in Christmas at St Peter's! Now, all that remains, is for the staff to dig out their costumes and raise the roof at this afternoon's pantomime; I am sure there will be a familiar festive song or 2 involved!

With just 5 more sleeps until Christmas, it is amazing how calm it has felt at school! This term, in collective worship, our theme has been 'Calm and Bright' inspired by the beautiful 'Silent Night' carol. We have been thinking about how, in the busyness of the run up to Christmas we can each be calm and shine bright in all we do at school, our homes and in our wider community. We have also been thinking of the message of hope, peace, joy and love that the Christmas story brings and, I would like to share with you all the blessing that Reverend Mark shared with us in our very special Christmas service this morning:

St Peter's




Church of England  
Primary School

St Peter's Church of England Primary School,  
Hallett's Way, Portishead, Bristol, BS20 6BT

01275 843142

enquiries@sppschoo.uk

*May the joy of the angels,  
the eagerness of the shepherds,  
the perseverance of the wise men,  
the obedience of Joseph and Mary,  
and the peace of the Christ child  
be yours this Christmas*



On behalf of everyone on the St Peter's team, I wish you all a very special and happy Christmas and we look forward to seeing you in 2025.

Kind regards,

*Catrin Battista*





## Reception

Reception have had a very busy term!



We have learnt all about the Christmas story, both in RE within our topic of Incarnation and through our Nativity Show. The children did an exceptional job learning 8 songs, all the actions and their lines, and performing with such enthusiasm and joy! It was a pleasure to welcome so many of you into school to see the children perform and we hope you enjoyed it as much as we did!



In Phonics, we have started learning our new Phase 3 sounds. These contain more digraphs (2 letters that make 1 sound) and even a trigraph! (3 letters that make 1 sound). The children have been working incredibly hard to retain these new sounds and apply them in their writing, and we are very proud of their enthusiasm and perseverance! Continued practising and reading at home will help to fully cement these new sounds and common exception words. Common exception words and the sounds can be found in your child's reading record, along with QR codes for videos to support. The children applied lots of their sounds in their latest writing task – writing a letter to Santa!



We learnt about Artist Kathy Jeffers, and the children were inspired to create their very own pinch pots. They rolled the clay to form a ball and then used their finger and thumb to pinch and create a space for a candle. They then decorated the pots and wrapped them to give to their grown-ups as their very own Christmas gift! We hoped you enjoyed the 'surprise'! The children also created some candy cane Christmas tree decorations by bending pipe cleaners into shape and threading beads on.



St Peter's



Church of England  
Primary School

St Peter's Church of England Primary School,  
Hallett's Way, Portishead, Bristol, BS20 6BT

01275 843142

[enquiries@sppschoo.uk](mailto:enquiries@sppschoo.uk)

We finished the term with a special visit from our Buddies in year 5! The children worked together to create their own 'melted snowman' biscuits and then ate them whilst listening to a story. The children worked so well together and it was lovely to hear the different conversations – the year 5 children were so encouraging to their buddies and gave them some fantastic compliments on their Nativity performances!



On behalf of everyone in Reception, we hope you all have a wonderful Christmas and a happy new year.





## Year 1

This term in English, Year 1 has loved exploring traditional tales. We've had so much fun creating story maps with actions to help us learn, remember, and retell the stories of The Three Little Pigs, The Gingerbread Man, and The Nutcracker.



As historians, we have loved learning about the Great Fire of London. We had so much fun using role play to extinguish pretend fires with water squirters and buckets. We were fascinated to discover how the fire influenced the way buildings were constructed in London, and we worked together to create our own designs of old and new buildings in the city.



In computing, we enthusiastically took on the challenge of programming robots. We created short algorithms and programs for our Beebots, enjoying the process of predicting outcomes and solving problems when things didn't go as expected.





In RE this term, we explored the Christmas Story and the theme of gratitude, learning how Christians express thankfulness at Christmas. Tied to our values of thankfulness and joy, we created festive pictures to spread Christmas cheer, sending them to a local care home to bring joy to its residents.



We look forward to more adventures and discoveries in the new year. Wishing everyone a joyful holiday season and a well-earned break!



## Year 2



This term, year 2 have been artists! Inspired by the work of Mandi Baykaa-Murray, we have created our very own owl portraits. We used our observational skills to spot patterns and colours in owl feathers. Then, we recreated these patterns using chalk pastels and charcoal. Look at our expert creations!

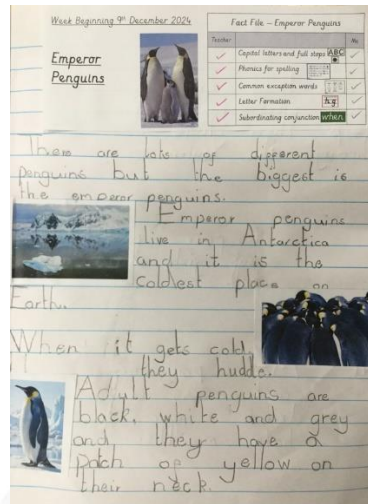


In computing this term, we have been exploring data handling. As part of this unit, we collected data and we created an online pictogram. Our star challenge was to use the information to answer questions about different attributes, such as eye colour, hair colour, etc.





In English this term we have explored the texts 'The Snail and the Whale', 'The Snorgh and the Sailor' and also the non-fiction text 'The Emperor's Egg'. We have been learning to extend our sentences using conjunctions such as 'because', 'but' and 'when' through character and setting descriptions and also by retelling parts of the narratives. Our final piece was to write a fact file about emperor penguins. Please ask us to show off our amazing knowledge of emperor penguin facts at home!






In maths we have been on a journey of learning through addition and subtraction and we are very proud to have learned how to use column addition and subtraction to solve equations. We are even beginning to be able to use renaming when we need to.



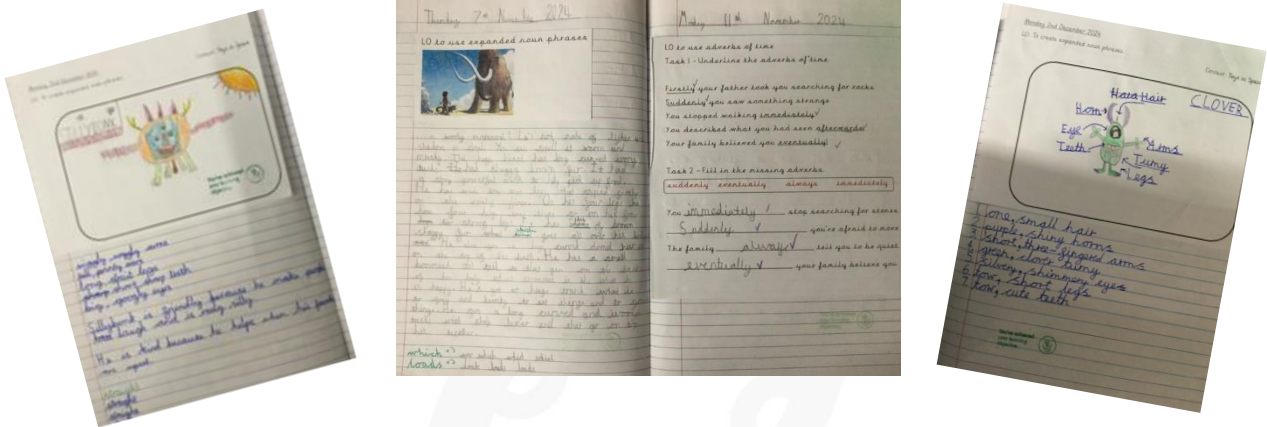
In history we have been learning about The Wright Brothers and how they were famous for inventing, building, and flying the world's first successful airplane. We also learned that they had to persevere through many mistakes and challenges before their first successful flight. A great life lesson for us all!





## Year 3

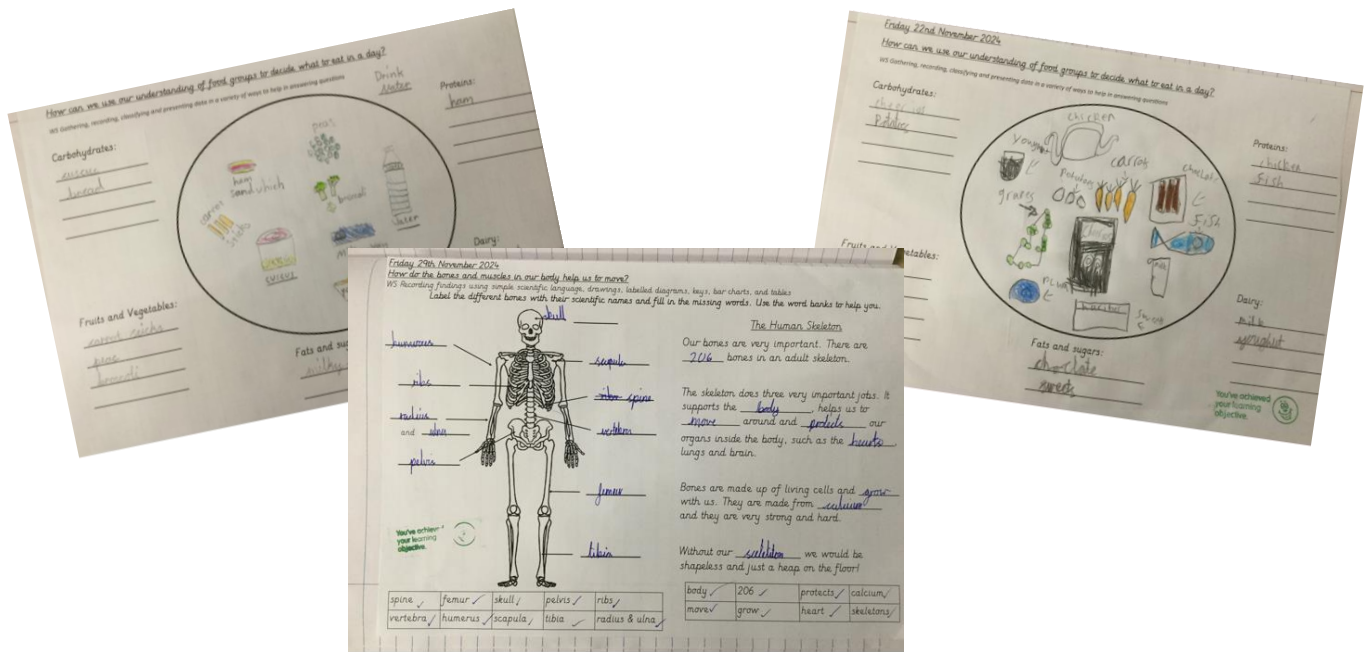
In English, we started the term with the story 'The First Drawing'. We used this book to learn how to use expanded noun phrases and adverbs. It also linked nicely to our history topic of the Stone Age. Our next story was 'Toys in Space' which we really enjoyed. We described our own alien and created fact files about the Moon and Mars. We even created our own planet too.



When learning about the Stone Age, the children have enjoyed making salt dough pots using similar techniques they used to make pottery. Year 3 have also enjoyed being archaeologists, studying different artefacts and thinking about how objects may have been used throughout the Stone Age.



In science, we have focused on healthy eating where the children thought about making a balanced meal and then moved on to looking at bones and muscles. The children really enjoyed learning about our skeleton! In DT, we are continuing to build on our science learning about healthy eating and will be tasting and making bread. We will analyse different types of bread and then we will make our own freshly baked bread rolls!



Finally, Year 3 loved our trip to Bristol Old Vic where they enjoyed watching The Little Mermaid. Thank you to the children for being such fantastic St Peter's citizens during our trip and making us really proud.

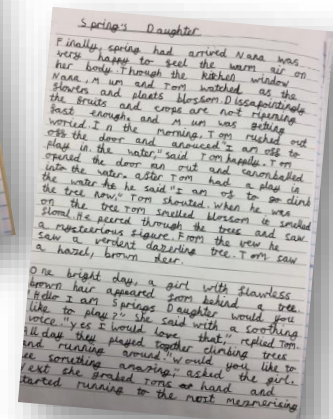






## Year 4

## English

This term in English, year 4 have enjoyed reading *Winter's Child*. We were inspired by the books' enchanting illustrations and magical storyline. We used the book as a model to write our own *Spring's Daughter* narratives.



In science, we have been learning about our bodies. We carried out an experiment to explore the impact different drinks have on the health of our teeth. Since eggshells share a similar composition to tooth enamel, they serve as an excellent stand-in for this study. First, we made our predictions. Then using milk, cola, water, orange juice and an energy drink, we set up our experiment and left the eggs in the liquid for a week. After a week, we observed that, because of its high acidity, the orange juice caused the most decay.

This term, Year 4 students embarked on an immersive journey through the **Star Trail** at St Peter's Church, Portishead. This interactive experience brings the Christmas story to life by guiding participants along the path of the Wise Men. Students engaged with various stations, each depicting a significant scene from the Nativity, allowing them to explore the historical and spiritual aspects of the story in a tangible way. Through storytelling, hands-on activities, and reflective discussions, pupils deepened their understanding of the cultural and religious significance of Christmas, enhancing their appreciation for this pivotal event in history.





## History

This term in Year 4 History, we focused on The Romans, exploring their fascinating legacy and their impact on Britain.

We learned about:

The Roman invasion of Britain and how it transformed the land, from introducing new technologies to establishing cities and roads.

The resistance of Boudicca and her famous rebellion against Roman rule, discussing the courage and challenges faced by both sides.

The enduring influence of Roman culture, including language, architecture, and governance, many of which still affect our lives today.

Through engaging activities and discussions, we honed our skills in analyzing historical evidence and understanding the causes and consequences of historical events.

## Art

In art this term, we have created our tiger art project. It has been a labour of love with all the components of the collage including inking and paper creating. We are so pleased with how they are coming along! We know the children are just as excited to bring them home to show you.







# Year 5




## English

In English this term we have been looking at the text 'The Village that Vanished' which links in with our History this term as well. The children have used this text as a stimuli to write persuasive speeches using modal verbs and emotive language.



## History

This term in History we have been learning all about the Benin Kingdom, including where it was, how it became powerful and declined. We have been learning all about how they traded slaves with Europe for goods and also about the transatlantic slave trade.





## Science


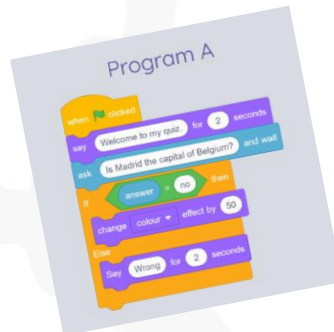


In science this term, Year 5 have been carrying out lots of experiments around properties and changes of materials. We made our own water filters to see if we could purify water. We also investigated oxidation and if we could speed up or slow down the process



## Computing

This term the children have been becoming experts at writing simple code. The children have designed and written their own code using the programme Scratch to create their own quizzes using conditions.





## Year 6

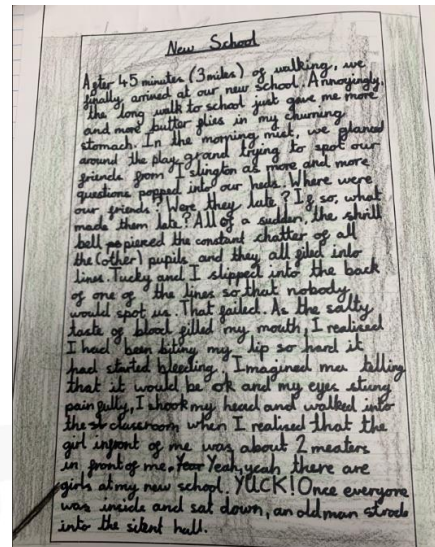
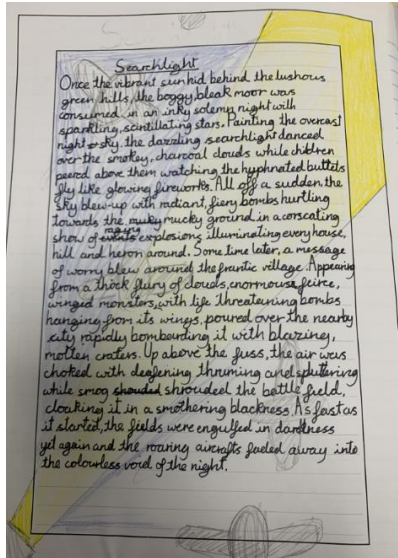
In science this term, we have been exploring the concept of light. We have learnt about the direction that light travels in and how it allows us to see objects. To test these ideas, we have enjoyed using torches, objects and mirrors to show these processes in action. We were particularly fascinated to learn how our pupils dilate and constrict in order to let the right amount of light in!



In history, we have been learning all about WW2. We have learnt about the events that led to the outbreak of the war and some significant moments during the war, such as Dunkirk, Battle of Britain and D-Day. We finished our unit with an amazing WOW day, where we made gas mask boxes, became expert coders, learned about radars and had our own VE day party!



In English this term, we have enjoyed reading *Friend or Foe* by Michael Morpurgo, which is a story based on two boys who are evacuated to Devon. We have produced some amazing pieces of writing. In our searchlight setting description, we focused on carefully selecting vocabulary to describe the sky and the movement of the lights. Throughout the term, we have been trying to use 'show not tell' to convey how our characters are feeling.





## Eco Update

We have had a great start to the year with lots to celebrate and share. Thank you to all our eco team and to everyone who does their eco bit.



### Award

We celebrated our Modeshift Stars Bronze Award for our work on our Green Travel Plan.


### Harvest

Harvest was very exciting in the Autumn term. We watched our pumpkins keep growing and growing. We had a great time rolling the pumpkins and harvesting potatoes and beetroots. It was great to have a pumpkin raffle which raised just over £80 towards new compost, bulbs and seeds.



### Planting bulbs

We have been busy planting bulbs ready for the Spring with Mrs Russell and Rev Lindsay. Thank you to Portishead in Bloom and Blaise garden nursery for donating lots of bulbs and thank you to Sainsbury's for their donation of compost too. Watch out for our bums coming up in the Spring!





### Christmas Recycling

Can you be Santa's little helper and do your bit to recycle at Christmas?! See the below link for recycling with North Somerset Council.

<https://n-somerset.gov.uk/my-services/bins-recycling/reducing-reusing-waste/christmas-recycling-waste-information>

Could you, like the eco team, make some eco Christmas decorations like these?





## Wellbeing



This terms Wellbeing Newsletter brings a focus to the topics below:

### Contents:

- **Introduction - p1**
- **SEND Dyspraxia awareness - p2**
- **SEND Document links - p3**
- **SUPPORT links for the holidays - p4**
- **BEING ACTIVE links for the hols - p5**
- **Additional info - Marthas Kitchen - p6**

You will find the Newsletter as an attachment to the Parentmail this newsletter has been attached to.